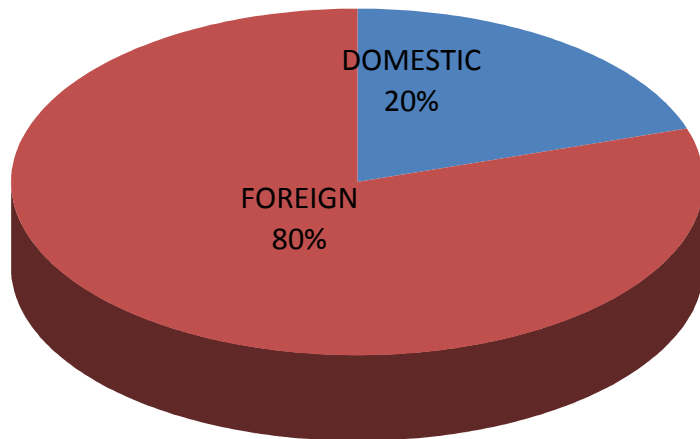


### TOURIST TRAFFIC, APRIL 2011


	TOURIST ARRIVALS					OVERNIGHTS			INDEX	
	2010	2011	2011/2010			2010	2011		2011/2010	
TOTAL	470.355	573.754	121,98			1.324.473	1.656.647	125,08		
DOMESTIC	112.866	115.213	102,08			266.037	279.975	105,24		
FOREIGN	357.489	458.541	128,27			1.058.436	1.376.672	130,07		
			INDEX	STRUCTURE IN %				INDEX	STRUCTURE IN %	
	2010	2011	2011/2010			2010	2011	2011/2010	2010	2011
INDIVIDUAL	218.882	263.384	120,33	46,54	45,91	538.184	691.237	128,44	40,63	41,73
DOMESTIC	67.198	64.818	96,46	14,29	11,30	149.698	146.757	98,04	11,30	8,86
FOREIGN	151.684	198.566	130,91	32,25	34,61	388.486	544.480	140,15	29,33	32,87
ORGANIZED	251.473	310.370	123,42	53,46	54,09	786.289	965.410	122,78	59,37	58,27
DOMESTIC	45.668	50.395	110,35	9,71	8,78	116.339	133.218	114,51	8,78	8,04
FOREIGN	205.805	259.975	126,32	43,76	45,31	669.950	832.192	124,22	50,58	50,23
TOTAL	470.355	573.754	121,98	100,00	100,00	1.324.473	1.656.647	125,08	100,00	100,00

SOURCE: Central Bureau of Statistics

#### STRUCTURE OF TOURIST ARRIVALS, APRIL 2011



#### STRUCTURE OF OVERNIGHTS BASED ON ARRIVALS, APRIL 2011

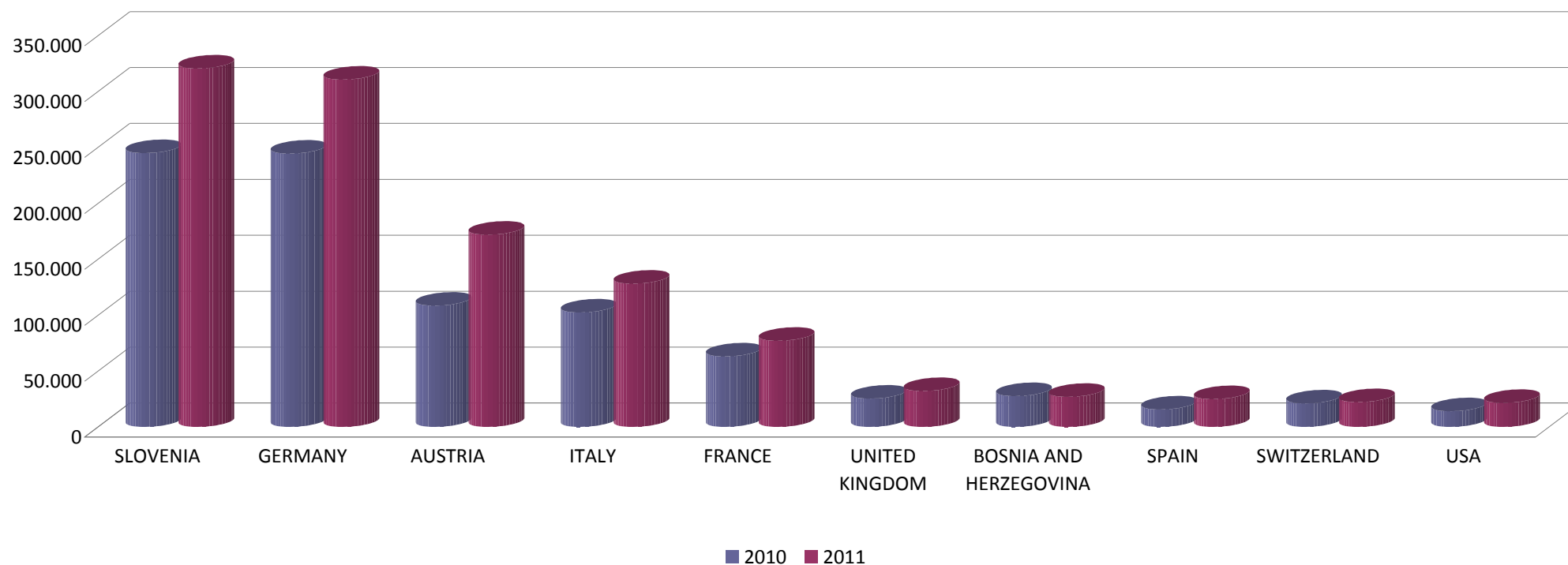


## FOREIGN TOURIST TRAFFIC, APRIL 2011

COUNTRY	TOURIST ARRIVALS		INDEX	STRUCTURE IN % 2011	OVERNIGHTS		INDEX	STRUCTURE IN % 2011
	2010	2011	2011/2010		2010	2011	2011/2010	
SLOVENIA	80.257	98.985	123,34	21,6	244.809	320.436	130,89	23,3
GERMANY	54.370	69.190	127,26	15,1	244.317	310.566	127,12	22,6
AUSTRIA	32.110	49.776	155,02	10,9	108.356	171.742	158,50	12,5
ITALY	50.525	59.794	118,35	13,0	102.221	127.997	125,22	9,3
FRANCE	22.190	25.408	114,50	5,5	62.915	77.042	122,45	5,6
UNITED KINGDOM	7.080	9.792	138,31	2,1	25.298	32.077	126,80	2,3
BOSNIA AND HERZEGOVINA	11.085	12.085	109,02	2,6	27.633	26.902	97,35	2,0
SPAIN	6.865	13.626	198,49	3,0	15.471	24.860	160,69	1,8
SWITZERLAND	7.781	8.363	107,48	1,8	21.020	22.054	104,92	1,6
USA	5.527	8.577	155,18	1,9	14.036	21.380	152,32	1,6
OTHERS	79.699	102.945	129,17	22,5	192.360	241.616	125,61	17,6
TOTAL FOREIGN	357.489	458.541	128,27	100,0	1.058.436	1.376.672	130,07	100,0

SOURCE: Central Bureau of Statistics

### TOURIST OVERNIGHTS ACCORDING TO COUNTRY OF RESIDENCE (TOP TEN)

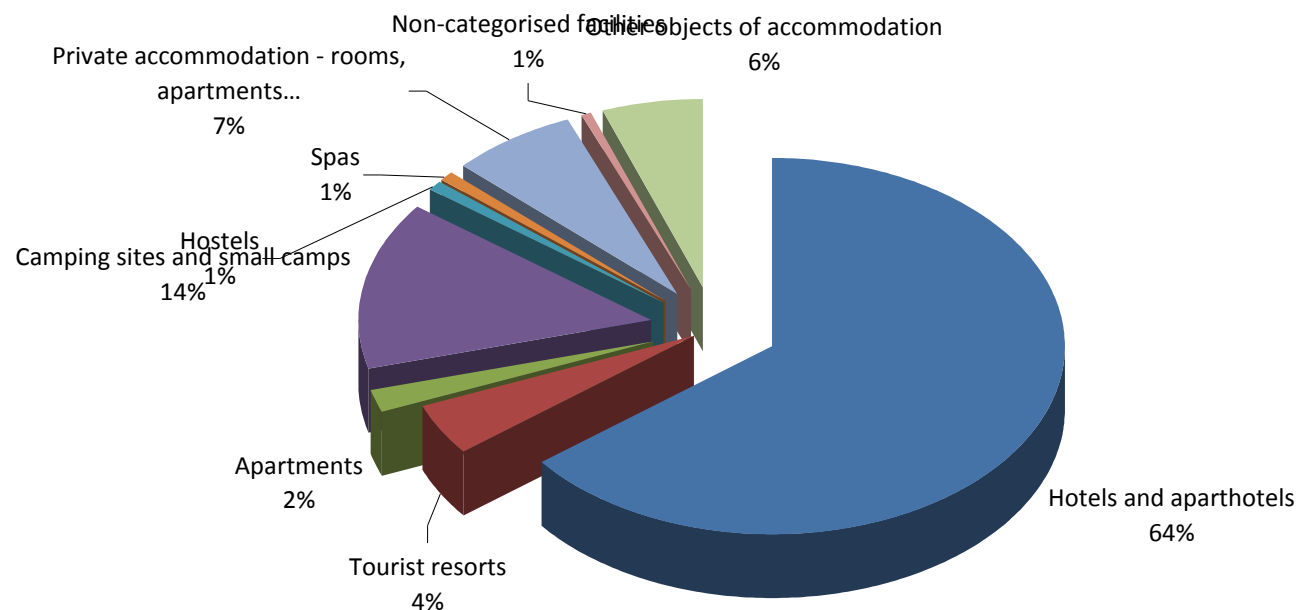


## TOURIST ARRIVALS AND OVERNIGHTS ACCORDING TO ACCOMMODATION FACILITY

	TOURIST ARRIVALS		INDEX 2011/2010	STRUCTURE IN % 2011	OVERNIGHTS		INDEX 2011/2010	STRUCTURE IN % 2011
	2010	2011			2010	2011		
Hotels and apart-hotels	331.073	390.489	117,95	68,06	909.948	1.066.882	117,25	64,40
Tourist resorts	15.751	23.050	146,34	4,02	45.077	74.473	165,21	4,50
Apartments	6.108	8.473	138,72	1,48	23.852	32.588	136,63	1,97
Camping sites and small camps	46.695	68.823	147,39	12,00	145.889	236.988	162,44	14,31
Hostels	8.102	8.258	101,93	1,44	16.681	16.640	99,75	1,00
Spas	2.746	2.012	73,27	0,35	15.398	13.136	85,31	0,79
Private accommodation - rooms, apartments...	15.869	24.820	156,41	4,33	72.455	112.567	155,36	6,79
Non-categorised facilities	6.455	3.140	48,64	0,55	16.521	10.602	64,17	0,64
Other objects of accommodation	37.556	44.689	118,99	7,79	78.652	92.771	117,95	5,60
<b>TOTAL</b>	<b>470.355</b>	<b>573.754</b>	<b>121,98</b>	<b>100,00</b>	<b>1.324.473</b>	<b>1.656.647</b>	<b>125,08</b>	<b>100,00</b>

SOURCE: Central Bureau of Statistics

### STRUCTURE OVERNIGHTS PER TYPE OF FACILITY, APRIL 2011



## TOURIST TRAFFIC BY COUNTIES, APRIL 2011

	TOURIST ARRIVALS		INDEX	OVERNIGHTS		INDEX
	2010	2011	2011/2010	2010	2011	2011/2010
<b>COUNTY OF ZAGREB</b>	2.903	2.695	92,83	5.256	5.926	112,75
KRAPINA - ZAGORJE	4.832	6.110	126,45	12.224	14.932	122,15
SISAK - MOSLAVINA	2.522	1.760	69,79	7.476	7.206	96,39
COUNTY OF KARLOVAC	4.927	5.769	117,09	9.580	9.554	99,73
COUNTY OF VARAŽDIN	2.651	3.351	126,41	8.949	9.684	108,21
KOPRIVNICA - KRIŽEVCI	922	877	95,12	1.587	1.426	89,86
BJELOVAR - BILOGORA	908	1.003	110,46	1.716	2.197	128,03
PRIMORJE - GORSKI KOTAR	101.146	117.125	115,80	286.088	346.780	121,21
LIKA - SENJ	15.043	19.199	127,63	26.981	37.952	140,66
VIROVITICA - PODRAVINA	866	1.115	128,75	3.101	3.109	100,26
POŽEGA - SLAVONIJA	664	1.054	158,73	1.679	2.783	165,75
SLAVONSKI BROD - POSAVINA	1.191	1.595	133,92	2.247	2.722	121,14
COUNTY OF ZADAR	25.317	30.191	119,25	63.577	80.025	125,87
OSIJEK - BARANJA	6.992	7.087	101,36	14.591	14.605	100,10
ŠIBENIK - KNIN	21.184	23.040	108,76	61.775	62.281	100,82
VUKOVAR - SRIJEM	3.168	2.937	92,71	6.020	5.426	90,13
SPLIT - DALMATIA	45.406	59.132	130,23	129.824	177.098	136,41
COUNTY OF ISTRIA	132.499	171.201	129,21	455.121	599.877	131,81
DUBROVNIK - NERETVA	45.383	56.824	125,21	138.682	170.929	123,25
COUNTY OF MEĐIMURJE	3.062	3.525	115,12	6.918	7.638	110,41
CITY OF ZAGREB	48.769	58.164	119,26	81.081	94.497	116,55
<b>TOTAL</b>	<b>470.355</b>	<b>573.754</b>	<b>121,98</b>	<b>1.324.473</b>	<b>1.656.647</b>	<b>125,08</b>

SOURCE: Central Bureau of Statistics

## TOURIST OVERNIGHTS BY COUNTIES

