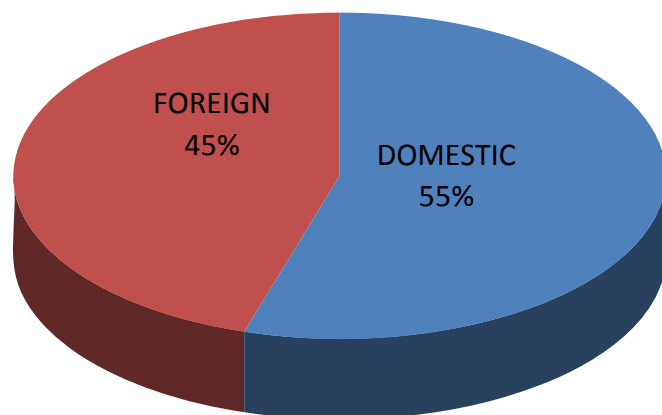


## TOURIST TRAFFIC, FEBRUARY 2011

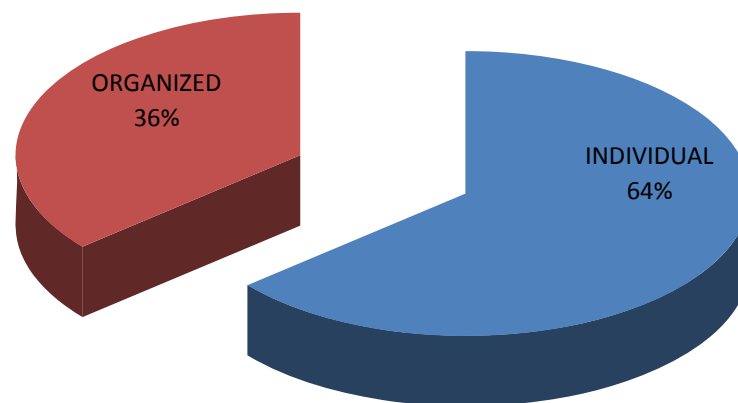
	TOURIST ARRIVALS					OVERNIGHTS				
	2010	2011	2011/2010			2010	2011			
TOTAL	125.783	131.720	104,72			292.959	294.759	100,61		
DOMESTIC	66.927	67.363	100,65			154.548	150.698	97,51		
FOREIGN	58.856	64.357	109,35			138.411	144.061	104,08		
			INDEX	STRUCTURE IN %				INDEX	STRUCTURE IN %	
	2010	2011	2011/2010			2010	2011	2011/2010	2010	2011
INDIVIDUAL	83.982	88.816	105,76	66,77	67,43	185.509	188.709	101,72	63,32	64,02
DOMESTIC	47.043	48.641	103,40	37,40	36,93	103.106	103.886	100,76	35,19	35,24
FOREIGN	36.939	40.175	108,76	29,37	30,50	82.403	84.823	102,94	28,13	28,78
ORGANIZED	41.801	42.904	102,64	33,23	32,57	107.450	106.050	98,70	36,68	35,98
DOMESTIC	19.884	18.722	94,16	15,81	14,21	51.442	46.812	91,00	17,56	15,88
FOREIGN	21.917	24.182	110,33	17,42	18,36	56.008	59.238	105,77	19,12	20,10
TOTAL	125.783	131.720	104,72	100,00	100,00	292.959	294.759	100,61	100,00	100,00

SOURCE: Central Bureau of Statistics

### STRUCTURE OF TOURIST ARRIVALS, FEBRUARY 2011



### STRUCTURE OF OVERNIGHTS BASED ON ARRIVALS, FEBRUARY 2011

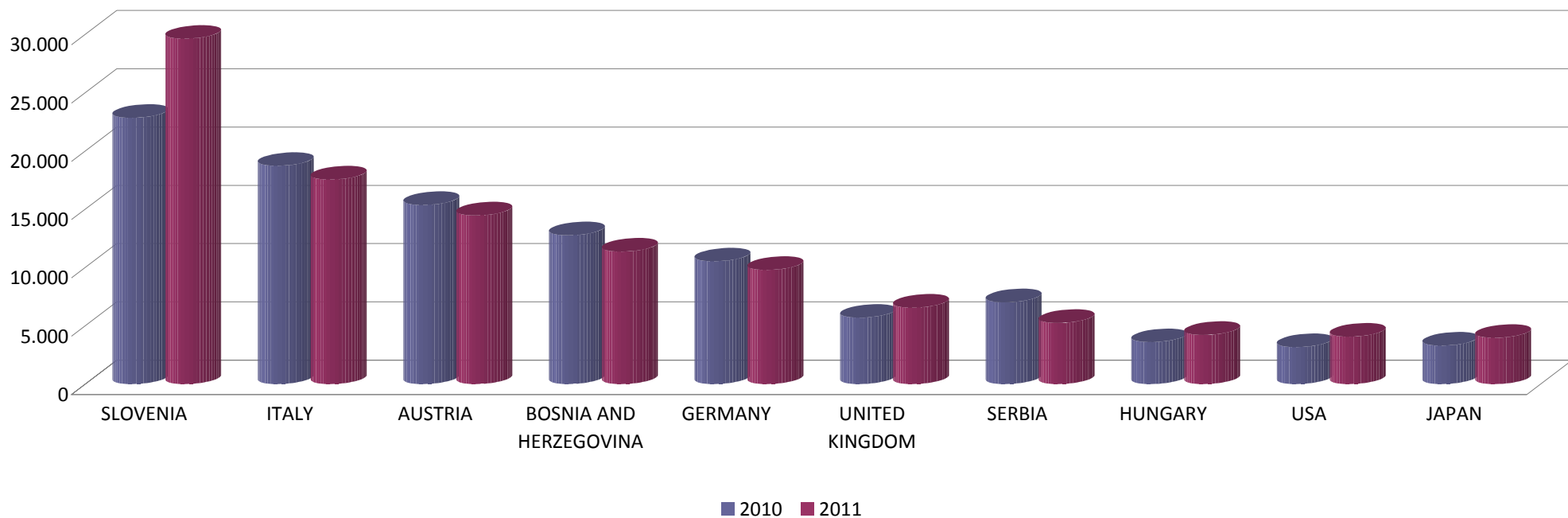


## FOREIGN TOURIST TRAFFIC, FEBRUARY 2011

COUNTRY	TOURIST ARRIVALS		INDEX	STRUCTURE IN % 2011	OVERNIGHTS		INDEX	STRUCTURE IN % 2011
	2010	2011	2011/2010		2010	2011	2011/2010	
SLOVENIA	9.143	11.646	127,38	18,1	22.842	29.635	129,74	20,6
ITALY	10.226	10.012	97,91	15,6	18.728	17.558	93,75	12,2
AUSTRIA	5.785	5.890	101,82	9,2	15.380	14.478	94,14	10,0
BOSNIA AND HERZEGOVINA	4.511	4.233	93,84	6,6	12.774	11.371	89,02	7,9
GERMANY	3.906	4.272	109,37	6,6	10.531	9.794	93,00	6,8
UNITED KINGDOM	2.733	2.854	104,43	4,4	5.699	6.556	115,04	4,6
SERBIA	2.047	2.017	98,53	3,1	7.023	5.245	74,68	3,6
HUNGARY	1.765	2.248	127,37	3,5	3.600	4.223	117,31	2,9
USA	1.413	1.826	129,23	2,8	3.168	4.072	128,54	2,8
JAPAN	2.685	3.081	114,75	4,8	3.299	3.971	120,37	2,8
OTHER	14.642	16.278	111,17	25,3	35.367	37.158	105,06	25,8
<b>TOTAL FOREIGN</b>	<b>58.856</b>	<b>64.357</b>	<b>109,35</b>	<b>100,0</b>	<b>138.411</b>	<b>144.061</b>	<b>104,08</b>	<b>100,0</b>

SOURCE: Central Bureau of Statistics

### TOURIST OVERNIGHTS ACCORDING TO COUNTRY OF RESIDENCE (TOP TEN)

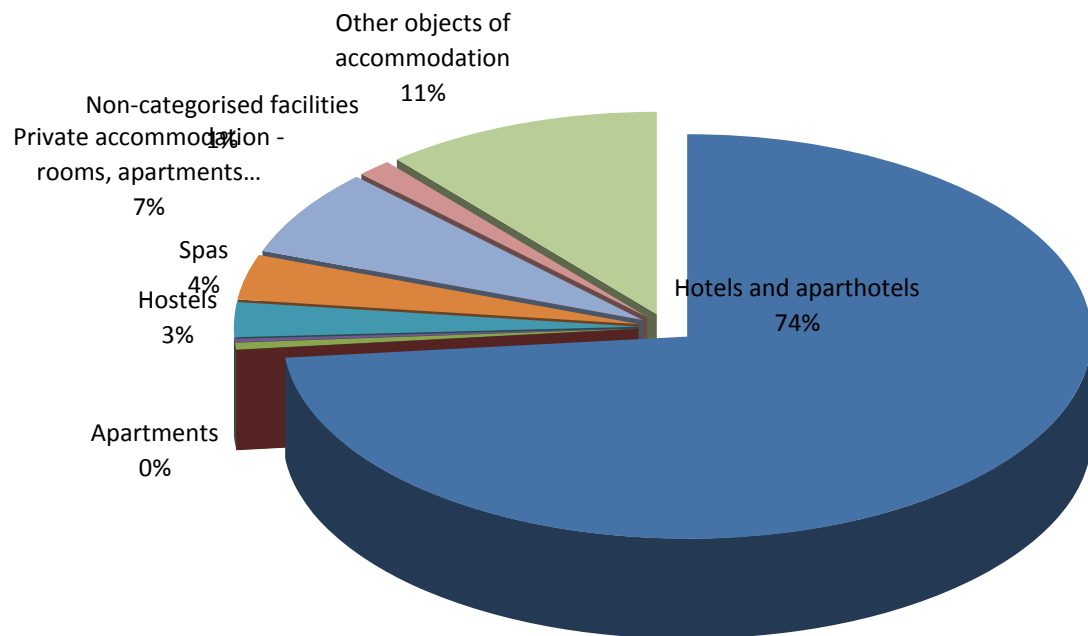


## TOURIST ARRIVALS AND OVERNIGHTS ACCORDING TO ACCOMMODATION FACILITY

	TOURIST ARRIVALS		INDEX 2011/2010	STRUCTURE IN % 2011	OVERNIGHTS		INDEX 2011/2010	STRUCTURE IN % 2011
	2010	2011			2010	2011		
Hotels and aparthotels	98.242	103.306	105,15	78,43	205.956	215.856	104,81	73,23
Tourist resorts	1.392	111	7,97	0,08	7.648	230	3,01	0,08
Apartments	130	882	678,46	0,67	438	1.445	329,91	0,49
Camping sites and small camps	70	293	418,57	0,22	391	1.151	294,37	0,39
Hostels	3.252	3.356	103,20	2,55	7.105	7.841	110,36	2,66
Spas	1.484	1.715	115,57	1,30	10.884	10.992	100,99	3,73
Private accommodation - rooms, apartments...	3.623	3.854	106,38	2,93	23.363	20.744	88,79	7,04
Non-categorised facilities	1.889	735	38,91	0,56	6.126	3.697	60,35	1,25
Other objects of accommodation	15.701	17.468	111,25	13,26	31.048	32.803	105,65	11,13
<b>TOTAL</b>	<b>125.783</b>	<b>131.720</b>	<b>104,72</b>	<b>100,00</b>	<b>292.959</b>	<b>294.759</b>	<b>100,61</b>	<b>100,00</b>

SOURCE: Central Bureau of Statistics

### STRUCTURE OVERNIGHTS PER TYPE OF FACILITY, FEBRUARY 2011



## TOURIST TRAFFIC BY COUNTIES, FEBRUARY 2011

	TOURIST ARRIVALS		INDEX	OVERNIGHTS		INDEX
	2010	2011	2011/2010	2010	2011	2011/2010
<b>COUNTY OF ZAGREB</b>	2.230	2.393	107,31	3.999	4.740	118,53
KRAPINA - ZAGORJE	3.630	3.814	105,07	10.095	10.265	101,68
SISAK - MOSLAVINA	1.620	1.685	104,01	5.859	7.335	125,19
COUNTY OF KARLOVAC	1.835	1.242	67,68	3.826	2.891	75,56
COUNTY OF VARAŽDIN	2.118	2.047	96,65	8.541	7.624	89,26
KOPRIVNICA - KRIŽEVCI	779	700	89,86	1.346	973	72,29
BJELOVAR - BILOGORA	955	773	80,94	1.906	1.504	78,91
PRIMORJE - GORSKI KOTAR	23.633	25.787	109,11	53.687	57.058	106,28
LIKA - SENJ	1.810	2.298	126,96	2.599	3.298	126,89
VIROVITICA - PODRAVINA	1.033	1.289	124,78	1.487	1.646	110,69
POŽEGA - SLAVONIJA	301	597	198,34	597	1.299	217,59
SLAVONSKI BROD - POSAVINA	1.268	1.213	95,66	2.132	2.349	110,18
COUNTY OF ZADAR	5.898	5.326	90,30	21.697	12.561	57,89
OSIJEK - BARANJA	4.318	4.460	103,29	9.330	11.023	118,15
ŠIBENIK - KNIN	1.700	2.103	123,71	5.434	5.081	93,50
VUKOVAR - SRIJEM	1.650	1.802	109,21	3.524	3.362	95,40
SPLIT - DALMATIA	10.496	11.754	111,99	23.343	28.817	123,45
COUNTY OF ISTRIA	18.314	18.211	99,44	55.346	52.539	94,93
DUBROVNIK - NERETVA	7.156	8.543	119,38	16.657	19.288	115,80
COUNTY OF MEĐIMURJE	2.381	2.476	103,99	5.148	5.086	98,80
CITY OF ZAGREB	32.658	33.207	101,68	56.406	56.020	99,32
<b>TOTAL</b>	<b>125.783</b>	<b>131.720</b>	<b>104,72</b>	<b>292.959</b>	<b>294.759</b>	<b>100,61</b>

SOURCE: Central Bureau of Statistics

## TOURIST OVERNIGHTS BY COUNTIES

