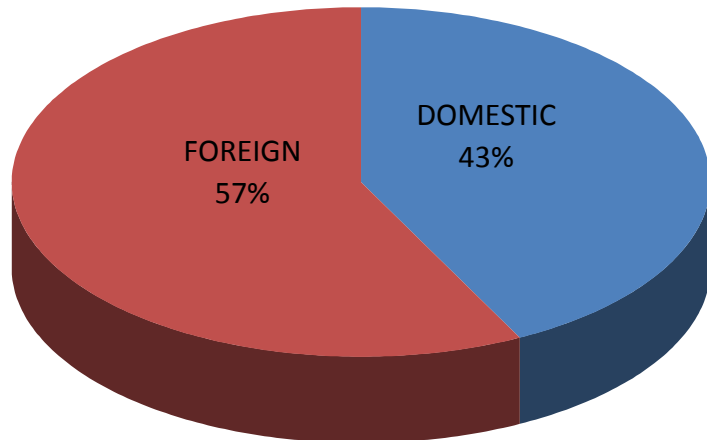


TOURIST TRAFFIC, MARCH 2011

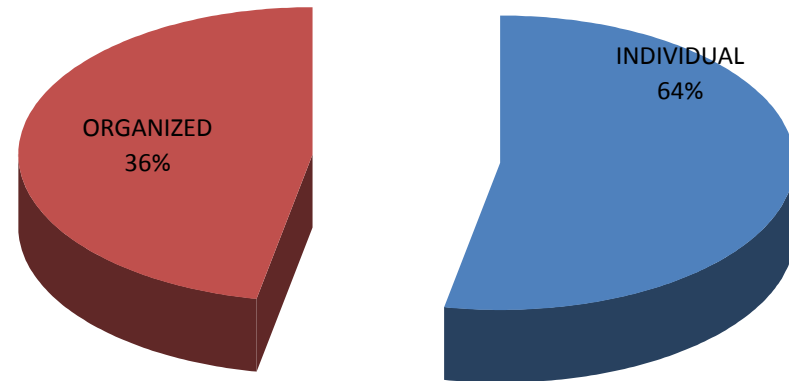
	TOURIST ARRIVALS					OVERNIGHTS		INDEX			
	2010	2011	2011/2010			2010	2011	2011/2010			
TOTAL	212.840	202.780	95,27			542.570	466.786	86,03			
DOMESTIC	86.022	86.318	100,34			194.203	194.324	100,06			
FOREIGN	126.818	116.462	91,83			348.367	272.462	78,21			
			INDEX	STRUCTURE IN %				INDEX	STRUCTURE IN %		
	2010	2011	2011/2010			2010	2011	2011/2010	2010	2011	
INDIVIDUAL	113.914	116.883	102,61	53,52	57,64	253.320	247.845	97,84	46,69	53,10	
DOMESTIC	55.053	56.927	103,40	25,87	28,07	119.833	126.799	105,81	22,09	27,16	
FOREIGN	58.861	59.956	101,86	27,66	29,57	133.487	121.046	90,68	24,60	25,93	
ORGANIZED	98.926	85.897	86,83	46,48	42,36	289.250	218.941	75,69	53,31	46,90	
DOMESTIC	30.969	29.391	94,90	14,55	14,49	74.370	67.525	90,80	13,71	14,47	
FOREIGN	67.957	56.506	83,15	31,93	27,87	214.880	141.416	65,81	39,60	30,30	
TOTAL	212.840	202.780	95,27	100,00	100,00	542.570	466.786	86,03	100,00	100,00	

SOURCE: Central Bureau of Statistics

STRUCTURE OF TOURIST ARRIVALS, MARCH 2011



STRUCTURE OF OVERNIGHTS BASED ON ARRIVALS, MARCH 2011

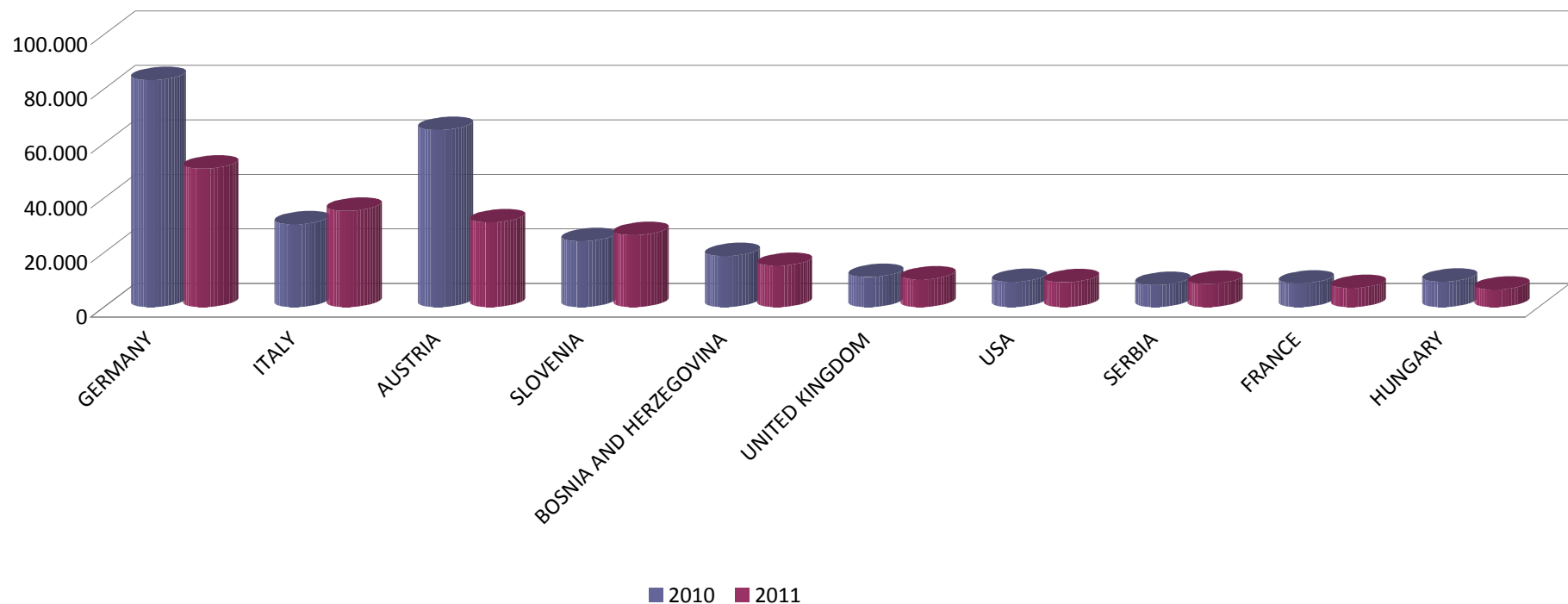


FOREIGN TOURIST TRAFFIC, MARCH 2011

COUNTRY	TOURIST ARRIVALS		INDEX	STRUCTURE IN % 2011	OVERNIGHTS		INDEX	STRUCTURE IN % 2011
	2010	2011	2011/2010		2010	2011	2011/2010	
GERMANY	19.689	13.227	67,18	11,4	83.245	50.772	60,99	18,6
ITALY	16.808	22.092	131,44	19,0	30.323	35.287	116,37	13,0
AUSTRIA	21.475	12.510	58,25	10,7	64.946	31.042	47,80	11,4
SLOVENIA	10.775	11.253	104,44	9,7	24.099	26.414	109,61	9,7
BOSNIA AND HERZEGOVINA	7.095	6.544	92,23	5,6	18.655	15.094	80,91	5,5
UNITED KINGDOM	3.214	3.502	108,96	3,0	10.961	10.128	92,40	3,7
USA	3.833	3.897	101,67	3,3	9.152	9.051	98,90	3,3
SERBIA	3.399	3.610	106,21	3,1	8.100	8.438	104,17	3,1
FRANCE	3.791	3.086	81,40	2,6	8.615	6.943	80,59	2,5
HUNGARY	3.216	2.717	84,48	2,3	9.275	6.383	68,82	2,3
OTHER	33.523	34.024	101,49	29,2	80.996	72.910	90,02	26,8
TOTAL FOREIGN	126.818	116.462	91,83	100,0	348.367	272.462	78,21	100,0

SOURCE: Central Bureau of Statistics

TOURIST OVERNIGHTS ACCORDING TO COUNTRY OF RESIDENCE (TOP TEN)

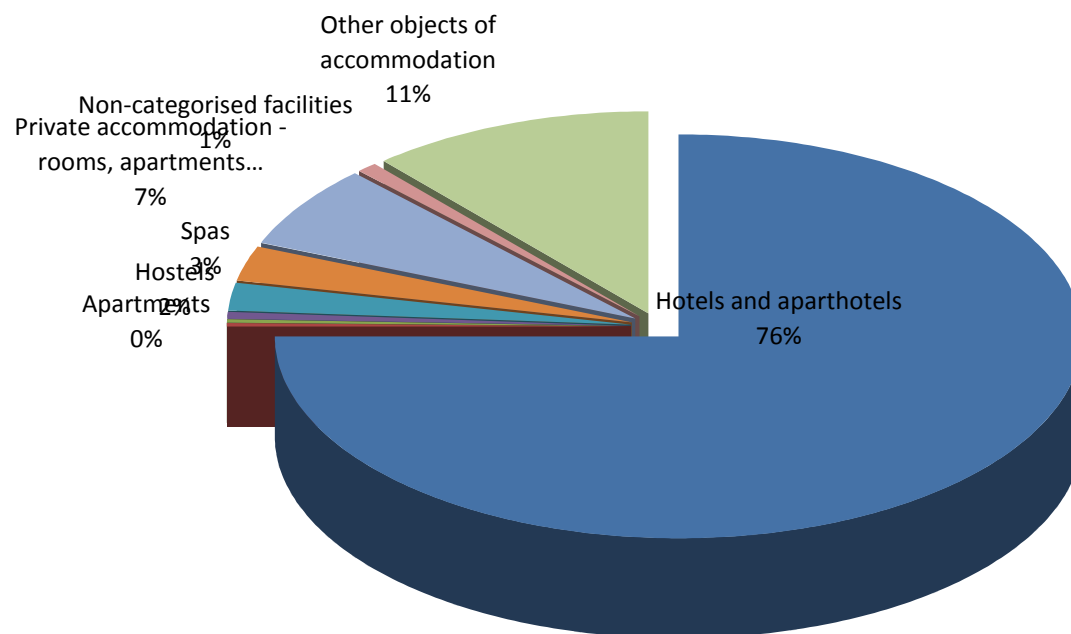


TOURIST ARRIVALS AND OVERNIGHTS ACCORDING TO ACCOMMODATION FACILITY

	TOURIST ARRIVALS		INDEX 2011/2010	STRUCTURE IN % 2011	OVERNIGHTS		INDEX 2011/2010	STRUCTURE IN % 2011
	2010	2011			2010	2011		
Hotels and aparthotels	170.116	159.639	93,84	78,73	417.879	350.009	83,76	74,98
Tourist resorts	828	908	109,66	0,45	2.288	1.512	66,08	0,32
Apartments	927	957	103,24	0,47	2.403	1.638	68,16	0,35
Camping sites and small camps	1.988	750	37,73	0,37	5.744	2.313	40,27	0,50
Hostels	5.511	4.501	81,67	2,22	11.592	10.091	87,05	2,16
Spas	1.688	1.590	94,19	0,78	13.595	12.459	91,64	2,67
Private accommodation - rooms, apartments...	5.881	6.117	104,01	3,02	34.727	31.281	90,08	6,70
Non-categorised facilities	2.782	837	30,09	0,41	7.339	4.708	64,15	1,01
Other objects of accommodation	23.119	27.481	118,87	13,55	47.003	52.775	112,28	11,31
TOTAL	212.840	202.780	95,27	100,00	542.570	466.786	86,03	100,00

SOURCE: Central Bureau of Statistics

STRUCTURE OVERNIGHTS PER TYPE OF FACILITY, MARCH 2011



TOURIST TRAFFIC BY COUNTIES, MARCH 2011

	TOURIST ARRIVALS		INDEX	OVERNIGHTS		INDEX
	2010	2011	2011/2010	2010	2011	2011/2010
COUNTY OF ZAGREB	2.285	2.412	105,56	4.042	4.592	113,61
KRAPINA - ZAGORJE	3.655	4.019	109,96	9.872	10.625	107,63
SISAK - MOSLAVINA	1.702	1.490	87,54	7.538	7.637	101,31
COUNTY OF KARLOVAC	2.133	1.817	85,19	5.591	3.761	67,27
COUNTY OF VARAŽDIN	2.912	2.223	76,34	10.809	8.880	82,15
KOPRIVNICA - KRIŽEVCI	777	1.165	149,94	1.205	1.780	147,72
BJELOVAR - BILOGORA	749	1.020	136,18	1.395	2.108	151,11
PRIMORJE - GORSKI KOTAR	43.136	44.295	102,69	114.916	97.819	85,12
LIKA - SENJ	5.619	3.976	70,76	10.409	5.224	50,19
VIROVITICA - PODRAVINA	1.649	1.325	80,35	3.133	2.854	91,09
POŽEGA - SLAVONIJA	934	1.125	120,45	1.990	2.874	144,42
SLAVONSKI BROD - POSAVINA	1.295	1.351	104,32	2.565	2.896	112,90
COUNTY OF ZADAR	9.167	8.706	94,97	20.801	18.011	86,59
OSIJEK - BARANJA	5.829	6.179	106,00	12.464	13.936	111,81
ŠIBENIK - KNIN	8.570	4.884	56,99	20.589	11.755	57,09
VUKOVAR - SRIJEM	2.857	2.337	81,80	7.039	4.562	64,81
SPLIT - DALMATIA	17.737	20.335	114,65	39.518	48.935	123,83
COUNTY OF ISTRIA	40.087	30.817	76,88	146.045	95.926	65,68
DUBROVNIK - NERETVA	15.985	15.743	98,49	41.091	38.915	94,70
COUNTY OF MEĐIMURJE	2.440	3.272	134,10	5.432	6.111	112,50
CITY OF ZAGREB	43.322	44.289	102,23	76.126	77.585	101,92
TOTAL	212.840	202.780	95,27	542.570	466.786	86,03

SOURCE: Central Bureau of Statistics

TOURIST OVERNIGHTS BY COUNTIES

