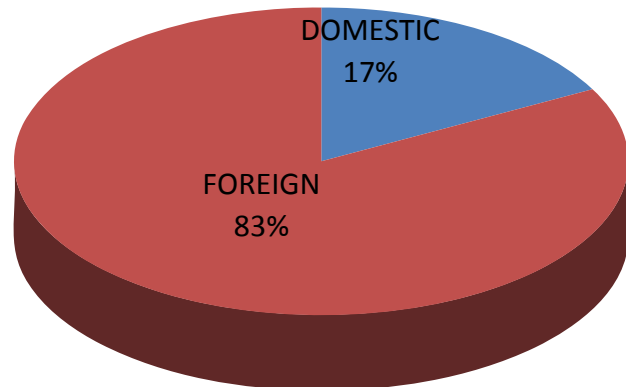


TOURIST TRAFFIC, MAY 2012

	TOURIST ARRIVALS			INDEX		OVERNIGHTS		INDEX			
	2011	2012	2012/2011			2011	2012	2012/2011			
TOTAL	792.199	923.520	116,58			2.615.880	3.247.770	124,16			
DOMESTIC	163.491	159.908	97,81			603.740	387.617	64,20			
FOREIGN	628.708	763.612	121,46			2.212.140	2.860.153	129,29			
			INDEX	STRUCTURE IN %				INDEX	STRUCTURE IN %		
	2011	2012	2012/2011	2011	2012	2011	2012	2012/2011	2011	2012	
INDIVIDUAL	355.489	422.295	118,79	44,87	45,73	1.086.774	1.463.049	134,62	41,55	45,05	
DOMESTIC	74.295	69.430	93,45	9,38	7,52	166.873	161.115	96,55	6,38	4,96	
FOREIGN	281.194	352.865	125,49	35,50	38,21	919.901	1.301.934	141,53	35,17	40,09	
ORGANIZED	436.710	501.225	114,77	55,13	54,27	1.529.106	1.784.721	116,72	58,45	54,95	
DOMESTIC	89.196	90.478	101,44	11,26	9,80	236.867	226.502	95,62	9,05	6,97	
FOREIGN	347.514	410.747	118,20	43,87	44,48	1.292.239	1.558.219	120,58	49,40	47,98	
TOTAL	792.199	923.520	116,58	100,00	100,00	2.615.880	3.247.770	124,16	100,00	100,00	

SOURCE: Central Bureau of Statistics

STRUCTURE OF TOURIST ARRIVALS, MAY 2012



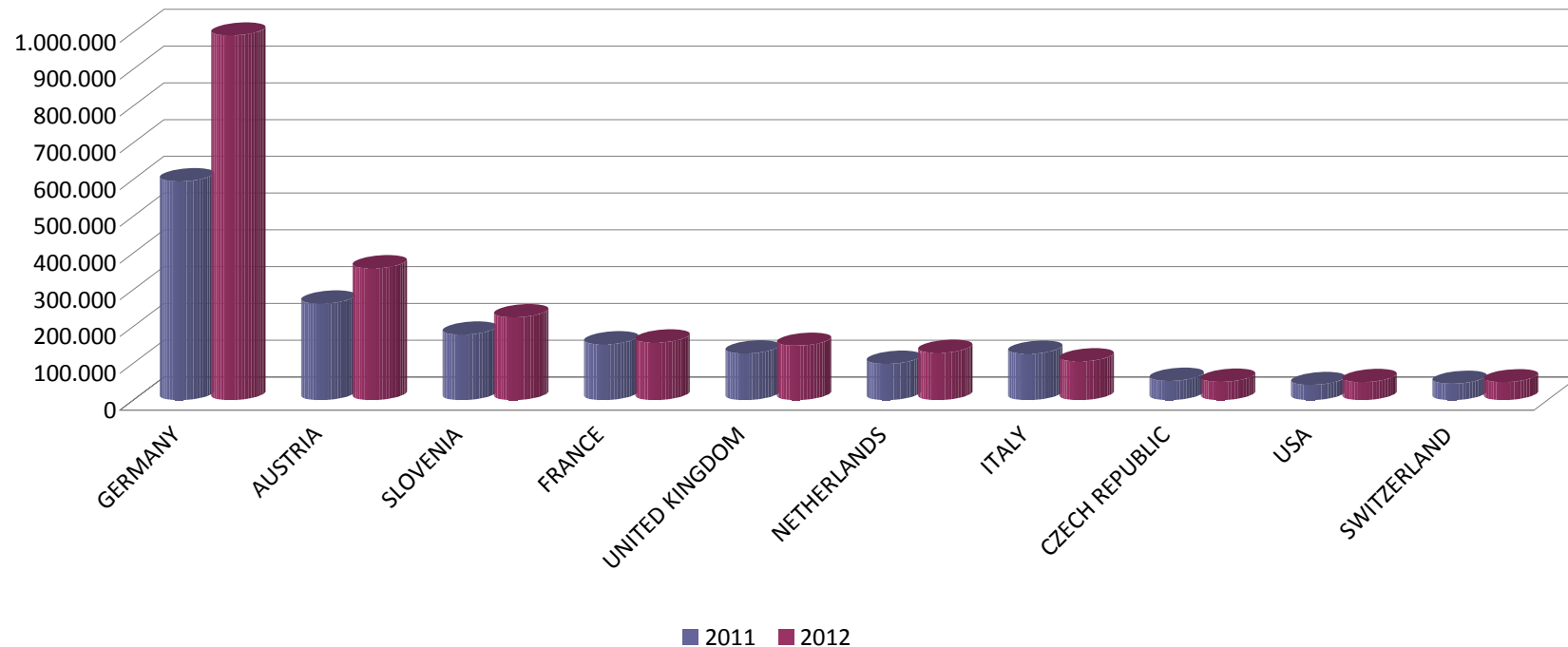
STRUCTURE OF OVERNIGHTS BASED ON ARRIVALS, MAY 2012



FOREIGN TOURIST TRAFFIC, MAY 2012

	TOURIST ARRIVALS		INDEX	RE IN % 2012	OVERNIGHTS		INDEX	E IN % 2012
	2011	2012	2012/2011		2011	2012	2012/2011	
GERMANY	116.027	191.304	164,88	25,1	595.336	991.878	166,61	34,7
AUSTRIA	63.855	91.249	142,90	11,9	262.671	358.546	136,50	12,5
SLOVENIA	54.203	57.315	105,74	7,5	178.438	225.097	126,15	7,9
FRANCE	48.990	48.662	99,33	6,4	151.540	156.367	103,19	5,5
UNITED KINGDOM	28.304	32.389	114,43	4,2	126.601	147.943	116,86	5,2
NETHERLANDS	20.852	26.620	127,66	3,5	98.421	128.580	130,64	4,5
ITALY	59.674	48.673	81,56	6,4	126.271	105.171	83,29	3,7
CZECH REPUBLIC	11.174	9.999	89,48	1,3	52.208	49.965	95,70	1,7
USA	17.915	22.438	125,25	2,9	41.178	49.187	119,45	1,7
SWITZERLAND	16.553	17.190	103,85	2,3	44.553	48.770	109,47	1,7
OTHER	191.161	217.773	113,92	28,5	534.923	598.649	111,91	20,9
TOTAL FOREIGN	628.708	763.612	121,46	100,0	2.212.140	2.860.153	129,29	100,0

TOURIST OVERNIGHTS ACCORDING TO COUNTRY OF RESIDENCE (TOP TEN)

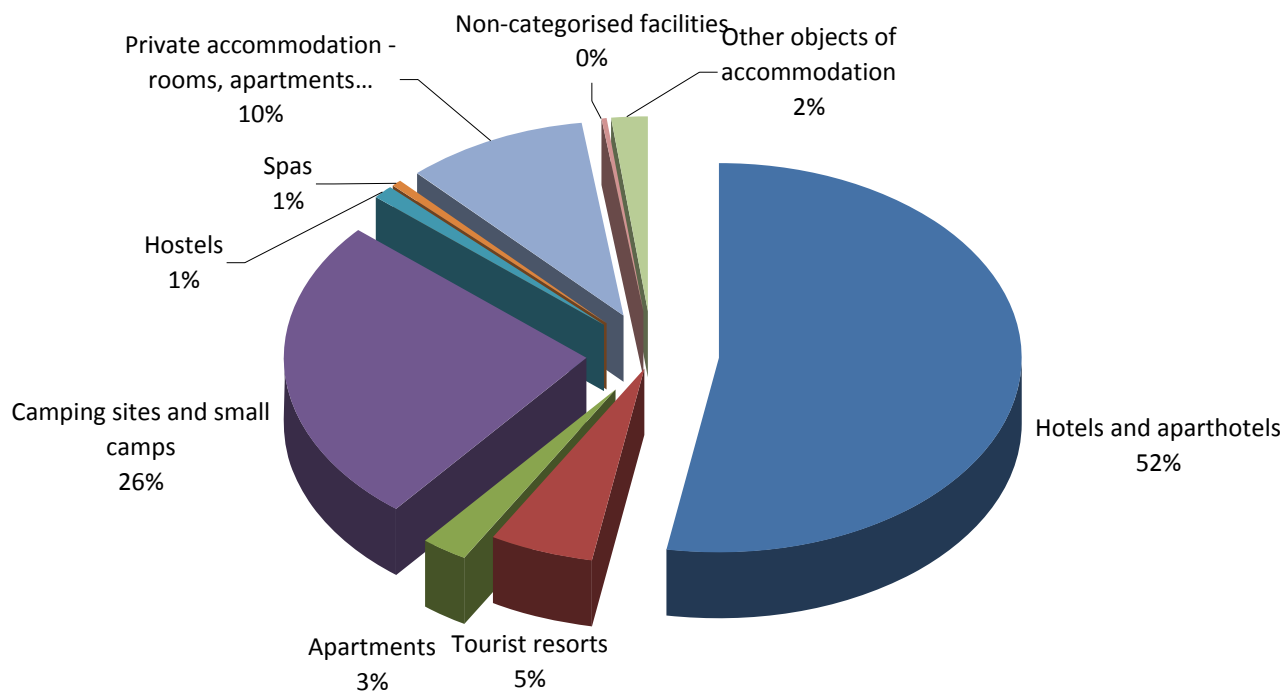


TOURIST ARRIVALS AND OVERNIGHTS ACCORDING TO ACCOMMODATION FACILITY

	TOURIST ARRIVALS		INDEX 2012/2011	STRUCTURE IN % 2012	OVERNIGHTS		INDEX 2012/2011	STRUCTURE IN % 2012
	2011	2012			2011	2012		
Hotels and apart-hotels	505.288	544.756	107,81	58,99	1.480.148	1.714.189	115,81	52,78
Tourist resorts	37.437	42.013	112,22	4,55	165.492	175.867	106,27	5,42
Apartments	10.233	18.747	183,20	2,03	53.628	88.908	165,79	2,74
Camping sites and small camps	116.439	166.350	142,86	18,01	518.674	828.664	159,77	25,51
Hostels	13.593	14.741	108,45	1,60	31.354	35.039	111,75	1,08
Spas	1.807	2.204	121,97	0,24	14.418	17.533	121,60	0,54
Private accommodation - rooms, apartments...	40.101	63.801	159,10	6,91	197.902	312.254	157,78	9,61
Non-categorised facilities	5.469	3.428	62,68	0,37	19.065	15.663	82,16	0,48
Other objects of accommodation	61.832	67.480	109,13	7,31	135.199	59.653	44,12	1,84
TOTAL	792.199	923.520	116,58	100,00	2.615.880	3.247.770	124,16	100,00

SOURCE: Central Bureau of Statistics

STRUCTURE OVERNIGHTS PER TYPE OF FACILITY, MAY 2012



TOURIST TRAFFIC BY COUNTIES, MAY 2012

	TOURIST ARRIVALS		INDEX	OVERNIGHTS		INDEX
	2011	2012	2012/2011	2011	2012	2012/2011
COUNTY OF ZAGREB	2.989	3.566	119,30	5.887	6.239	105,98
KRAPINA - ZAGORJE	8.694	7.791	89,61	17.867	18.272	102,27
SISAK - MOSLAVINA	2.700	2.600	96,30	8.137	7.852	96,50
COUNTY OF KARLOVAC	10.665	14.663	137,49	18.736	23.653	126,24
COUNTY OF VARAZDIN	4.462	4.674	104,75	11.160	9.105	81,59
KOPRIVNICA - KRIZEVCI	1.259	1.387	110,17	2.329	2.134	91,63
BJELOVAR - BILOGORA	1.348	1.377	102,15	2.590	2.723	105,14
PRIMORJE - GORSKI KOTAR	146.692	168.067	114,57	460.347	567.226	123,22
LIKA - SENJ	28.494	35.797	125,63	54.020	75.128	139,07
VIROVITICA - PODRAVINA	1.582	1.562	98,74	4.442	4.284	96,44
POZEGA - SLAVONIJA	1.041	772	74,16	2.031	1.918	94,44
SLAVONSKI BROD - POSAVINA	1.823	1.989	109,11	3.214	3.673	114,28
COUNTY OF ZADAR	53.858	64.071	118,96	168.733	226.233	134,08
OSIJEK - BARANJA	9.033	9.139	101,17	18.601	19.275	103,62
SIBENIK - KNIN	40.798	38.952	95,48	130.635	142.215	108,86
VUKOVAR - SRIJEM	4.295	3.365	78,35	6.744	5.080	75,33
SPLIT - DALMATIA	107.045	119.216	111,37	373.392	428.574	114,78
COUNTY OF ISTRIA	195.067	252.400	129,39	875.589	1.172.568	133,92
DUBROVNIK - NERETVA	95.680	111.430	116,46	333.418	397.633	119,26
COUNTY OF MEĐIMURJE	3.870	4.327	111,81	7.562	9.400	124,31
CITY OF ZAGREB	70.804	76.375	107,87	110.445	124.585	112,80
TOTAL	792.199	923.520	116,58	2.615.879	3.247.770	124,16

SOURCE: Central Bureau of Statistics

TOURIST OVERNIGHTS - COASTAL COUNTYS, MAY 2012

