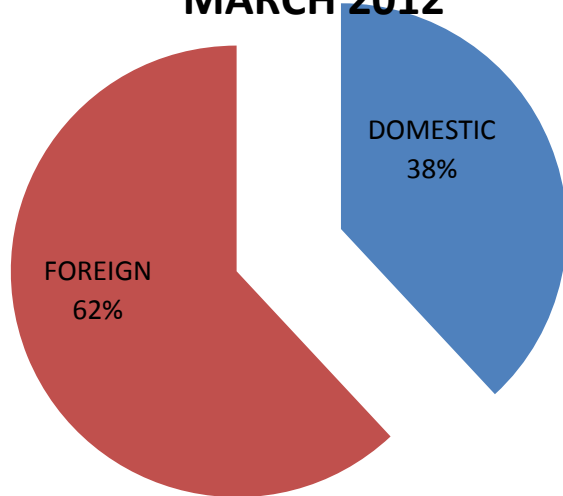


TOURIST TRAFFIC, MARCH 2012

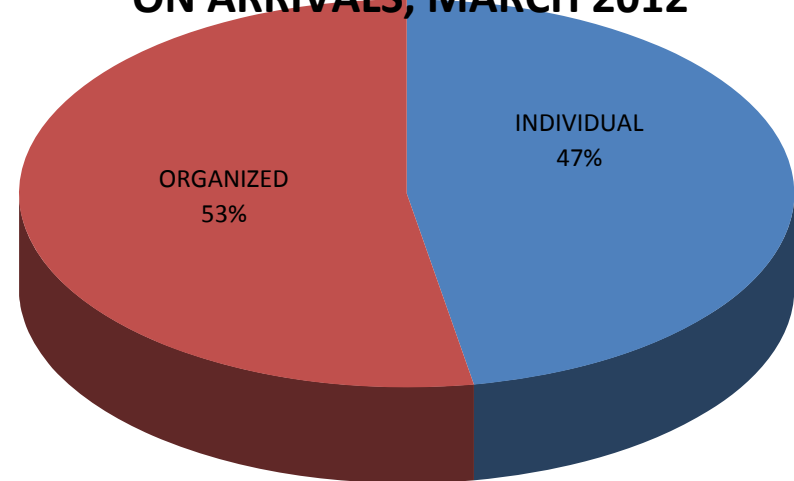
	TOURIST ARRIVALS					OVERNIGHTS		INDEX			
	2011	2012	2012/2011			2011	2012	2012/2011			
TOTAL	202.780	232.981	114,89			466.786	560.273	120,03			
DOMESTIC	86.318	88.568	102,61			194.324	207.042	106,54			
FOREIGN	116.462	144.413	124,00			272.462	353.231	129,64			
			INDEX	STRUCTURE IN %				INDEX	STRUCTURE IN %		
	2011	2012	2012/2011	2011	2012	2011	2012	2012/2011	2011	2012	
INDIVIDUAL	116.883	117.714	100,71	57,64	50,53	247.845	265.209	107,01	53,10	47,34	
DOMESTIC	56.927	54.900	96,44	28,07	23,56	126.799	129.028	101,76	27,16	23,03	
FOREIGN	59.956	62.814	104,77	29,57	26,96	121.046	136.181	112,50	25,93	24,31	
ORGANIZED	85.897	115.267	134,19	42,36	49,47	218.941	295.064	134,77	46,90	52,66	
DOMESTIC	29.391	33.668	114,55	14,49	14,45	67.525	78.014	115,53	14,47	13,92	
FOREIGN	56.506	81.599	144,41	27,87	35,02	151.416	217.050	143,35	32,44	38,74	
TOTAL	202.780	232.981	114,89	100,00	100,00	466.786	560.273	120,03	100,00	100,00	

SOURCE: Central Bureau of Statistics

STRUCTURE OF TOURIST ARRIVALS, MARCH 2012



STRUCTURE OF OVERNIGHTS BASED ON ARRIVALS, MARCH 2012

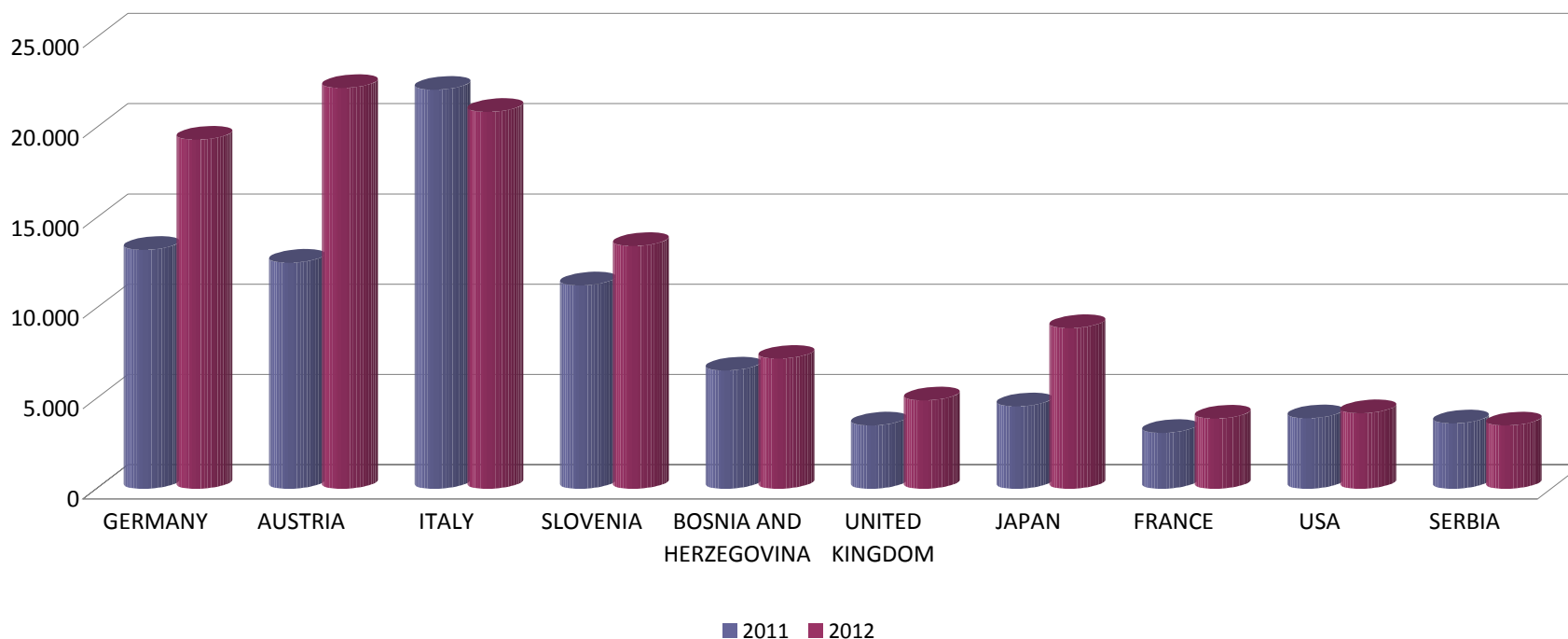


FOREIGN TOURIST TRAFFIC, MARCH 2012

	TOURIST ARRIVALS		INDEX	STRUCTURE IN	OVERNIGHTS		INDEX	STRUCTURE IN
	2011	2012	2012/2011	% 2012	2011	2012	2012/2011	% 2012
GERMANY	13.227	19.329	146,13	13,4	50.772	74.085	145,92	21,0
AUSTRIA	12.510	22.197	177,43	15,4	31.042	53.686	172,95	15,2
ITALY	22.092	20.877	94,50	14,5	35.287	33.614	95,26	9,5
SLOVENIA	11.253	13.436	119,40	9,3	26.414	30.609	115,88	8,7
BOSNIA AND HERZEGOVINA	6.544	7.199	110,01	5,0	15.094	18.155	120,28	5,1
UNITED KINGDOM	3.502	4.895	139,78	3,4	10.128	16.072	158,69	4,5
JAPAN	4.560	8.891	194,98	6,2	6.202	11.435	184,38	3,2
FRANCE	3.086	3.876	125,60	2,7	6.943	9.573	137,88	2,7
USA	3.897	4.176	107,16	2,9	9.051	9.454	104,45	2,7
SERBIA	3.610	3.501	96,98	2,4	8.438	7.529	89,23	2,1
OTHER	32.181	36.036	111,98	25,0	73.091	89.019	121,79	25,2
TOTAL FOREIGN	116.462	144.413	124,00	100,0	272.462	353.231	129,64	100,0

SOURCE: Central Bureau of Statistics

TOURIST OVERNIGHTS ACCORDING TO COUNTRY OF RESIDENCE (TOP TEN)

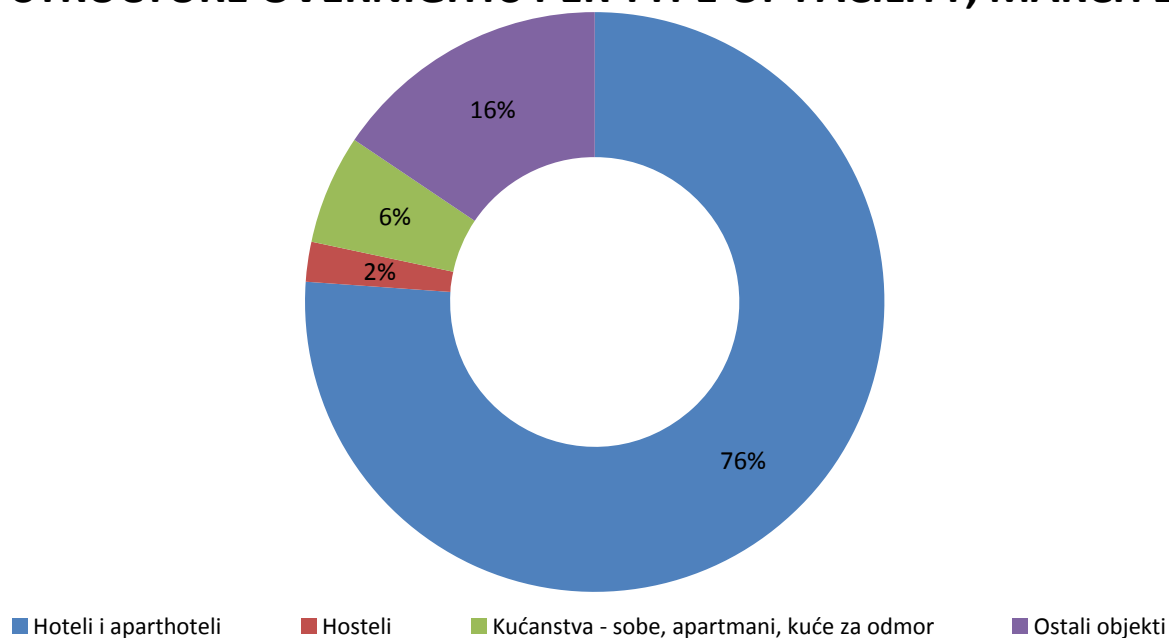


TOURIST ARRIVALS AND OVERNIGHTS ACCORDING TO ACCOMMODATION FACILITY

	TOURIST ARRIVALS		INDEX 2012/2011	STRUCTURE IN % 2012	OVERNIGHTS		INDEX 2012/2011	STRUCTURE IN % 2012
	2011	2012			2011	2012		
Hotels and apart-hotels	159.387	188.421	118,22	80,87	349.541	427.053	122,18	76,22
Tourist resorts	908	1.087	119,71	0,47	1.512	2.846	188,23	0,51
Apartments	957	1.182	123,51	0,51	1.638	4.844	295,73	0,86
Camping sites and small camps	750	2.309	307,87	0,99	2.313	5.272	227,93	0,94
Hostels	4.501	5.324	118,28	2,29	10.091	11.566	114,62	2,06
Spas	1.590	1.861	117,04	0,80	12.459	15.354	123,24	2,74
Private accommodation - rooms, apartments...	6.117	7.114	116,30	3,05	31.281	34.784	111,20	6,21
Non-categorised facilities	837	741	88,53	0,32	4.708	4.107	87,23	0,73
Other objects of accommodation	27.733	24.942	89,94	10,71	53.243	54.447	102,26	9,72
TOTAL	202.780	232.981	114,89	100,00	466.786	560.273	120,03	100,00

SOURCE: Central Bureau of Statistics

STRUCTURE OVERNIGHTS PER TYPE OF FACILITY, MARCH 2012



TOURIST TRAFFIC BY COUNTIES, MARCH 2012

	TOURIST ARRIVALS		INDEX	OVERNIGHTS		INDEX
	2011	2012	2012/2011	2011	2012	2012/2011
COUNTY OF ZAGREB	2.412	2.553	105,85	4.592	4.723	102,85
KRAPINA - ZAGORJE	4.019	3.753	93,38	10.625	10.983	103,37
SISAK - MOSLAVINA	1.490	1.373	92,15	7.637	6.436	84,27
COUNTY OF KARLOVAC	1.817	2.512	138,25	3.761	5.360	142,52
COUNTY OF VARAZDIN	2.223	3.267	146,96	8.880	9.829	110,69
KOPRIVNICA - KRIZEVCI	1.165	1.216	104,38	1.780	2.218	124,61
BJELOVAR - BILOGORA	1.020	989	96,96	2.108	1.995	94,64
PRIMORJE - GORSKI KOTAR	44.295	46.341	104,62	97.819	110.150	112,61
LIKA - SENJ	3.976	5.542	139,39	5.224	7.249	138,76
VIROVITICA - PODRAVINA	1.325	843	63,62	2.854	2.052	71,90
POZEGA - SLAVONIJA	1.125	829	73,69	2.874	1.815	63,15
SLAVONSKI BROD - POSAVINA	1.351	1.647	121,91	2.896	3.257	112,47
COUNTY OF ZADAR	8.706	9.688	111,28	18.011	20.239	112,37
OSIJEK - BARANJA	6.179	6.164	99,76	13.936	15.076	108,18
SIBENIK - KNIN	4.884	6.960	142,51	11.755	18.086	153,86
VUKOVAR - SRIJEM	2.337	2.434	104,15	4.562	4.690	102,81
SPLIT - DALMATIA	20.335	23.228	114,23	48.935	52.710	107,71
COUNTY OF ISTRIA	30.817	45.996	149,26	95.926	146.361	152,58
DUBROVNIK - NERETVA	15.743	20.360	129,33	38.915	51.522	132,40
COUNTY OF MEĐIMURJE	3.272	2.919	89,21	6.111	6.188	101,26
CITY OF ZAGREB	44.289	44.367	100,18	77.585	79.334	102,25
TOTAL	202.780	232.981	114,89	466.786	560.273	120,03

SOURCE: Central Bureau of Statistics

TOURIST OVERNIGHTS - COASTAL COUNTYS, MARCH 2012

