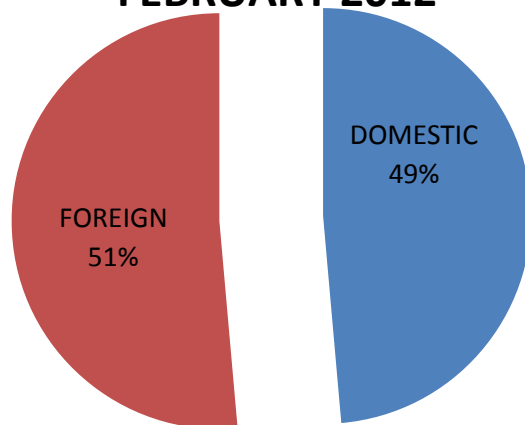


TOURIST TRAFFIC, FEBRUARY 2012

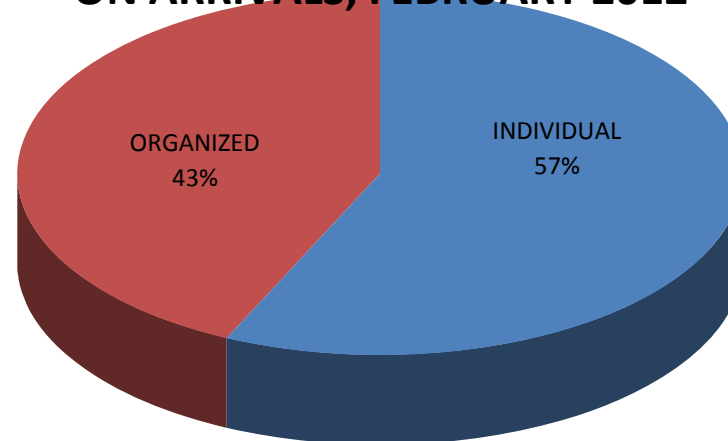
	TOURIST ARRIVALS					OVERNIGHTS		INDEX			
	2011	2012	2012/2011			2011	2012	2012/2011			
TOTAL	131.720	117.325	89,07			294.759	284.543	96,53			
DOMESTIC	67.363	56.996	84,61			150.698	142.784	94,75			
FOREIGN	64.357	60.329	93,74			144.061	141.759	98,40			
			INDEX	STRUCTURE IN %				INDEX	STRUCTURE IN %		
	2011	2012	2012/2011	2011	2012	2011	2012	2012/2011	2011	2012	
INDIVIDUAL	88.816	73.267	82,49	67,43	62,45	188.709	161.735	85,71	64,02	56,84	
DOMESTIC	48.641	38.816	79,80	36,93	33,08	103.886	86.018	82,80	35,24	30,23	
FOREIGN	40.175	34.451	85,75	30,50	29,36	84.823	75.717	89,26	28,78	26,61	
ORGANIZED	42.904	44.058	102,69	32,57	37,55	106.050	122.808	115,80	35,98	43,16	
DOMESTIC	18.722	18.180	97,11	14,21	15,50	46.812	56.766	121,26	15,88	19,95	
FOREIGN	24.182	25.878	107,01	18,36	22,06	59.238	66.042	111,49	20,10	23,21	
TOTAL	131.720	117.325	89,07	100,00	100,00	294.759	284.543	96,53	100,00	100,00	

SOURCE: Central Bureau of Statistics

STRUCTURE OF TOURIST ARRIVALS, FEBRUARY 2012



STRUCTURE OF OVERNIGHTS BASED ON ARRIVALS, FEBRUARY 2012

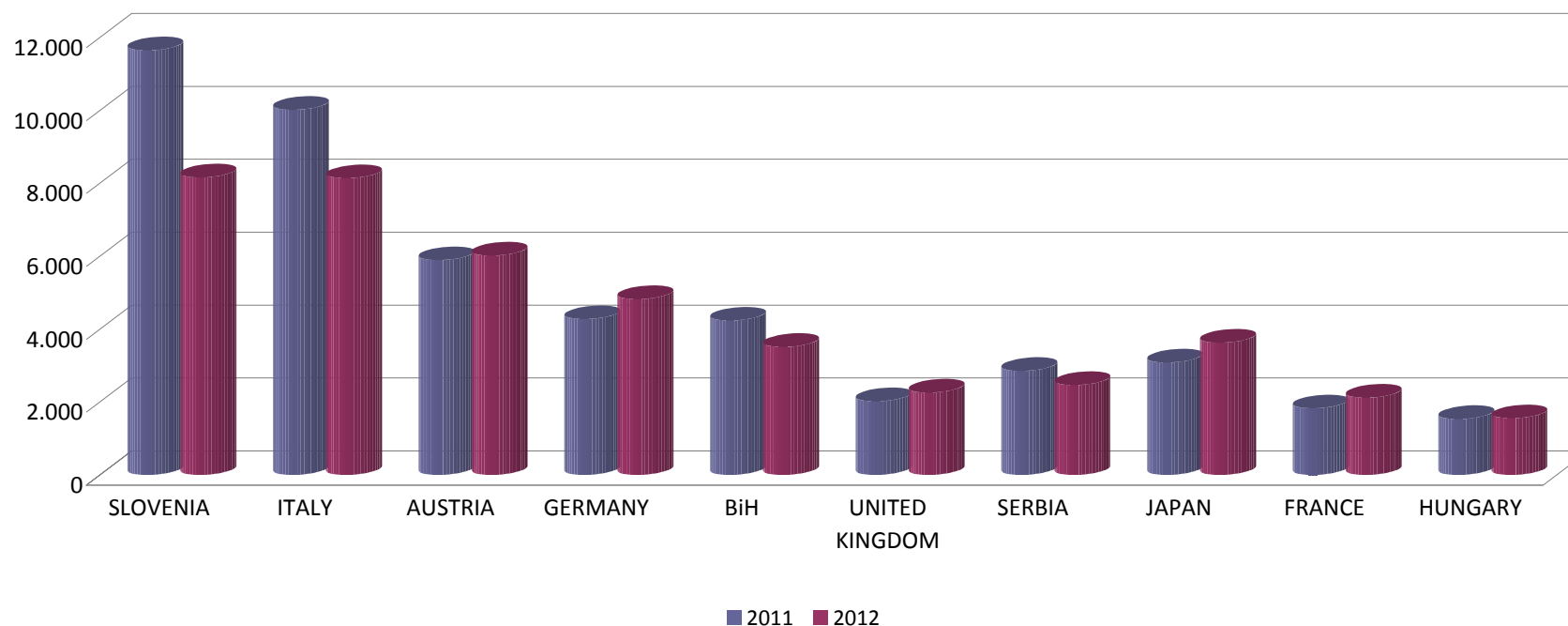


FOREIGN TOURIST TRAFFIC, FEBRUARY 2012

	TOURIST ARRIVALS		INDEX	STRUCTURE IN % 2012	OVERNIGHTS		INDEX	STRUCTURE IN % 2012
	2011	2012	2012/2011		2011	2012	2012/2011	
SLOVENIA	11.646	8.161	70,08	13,5	29.635	21.070	71,10	14,9
ITALY	10.012	8.138	81,28	13,5	17.558	15.585	88,76	11,0
AUSTRIA	5.890	6.019	102,19	10,0	14.478	15.109	104,36	10,7
GERMANY	4.272	4.822	112,87	8,0	9.794	11.491	117,33	8,1
BiH	4.233	3.509	82,90	5,8	11.371	11.014	96,86	7,8
UNITED KINGDOM	2.017	2.257	111,90	3,7	5.245	6.770	129,08	4,8
SERBIA	2.854	2.461	86,23	4,1	6.556	5.917	90,25	4,2
JAPAN	3.081	3.625	117,66	6,0	3.971	4.678	117,80	3,3
FRANCE	1.826	2.120	116,10	3,5	4.072	4.557	111,91	3,2
HUNGARY	1.532	1.552	101,31	2,6	3.635	4.151	114,20	2,9
OTHERS	16.994	17.665	103,95	29,3	37.746	41.417	109,73	29,2
TOTAL FOREIGN	64.357	60.329	93,74	100,0	144.061	141.759	98,40	100,0

SOURCE: Central Bureau of Statistics

TOURIST OVERNIGHTS ACCORDING TO COUNTRY OF RESIDENCE (TOP TEN)

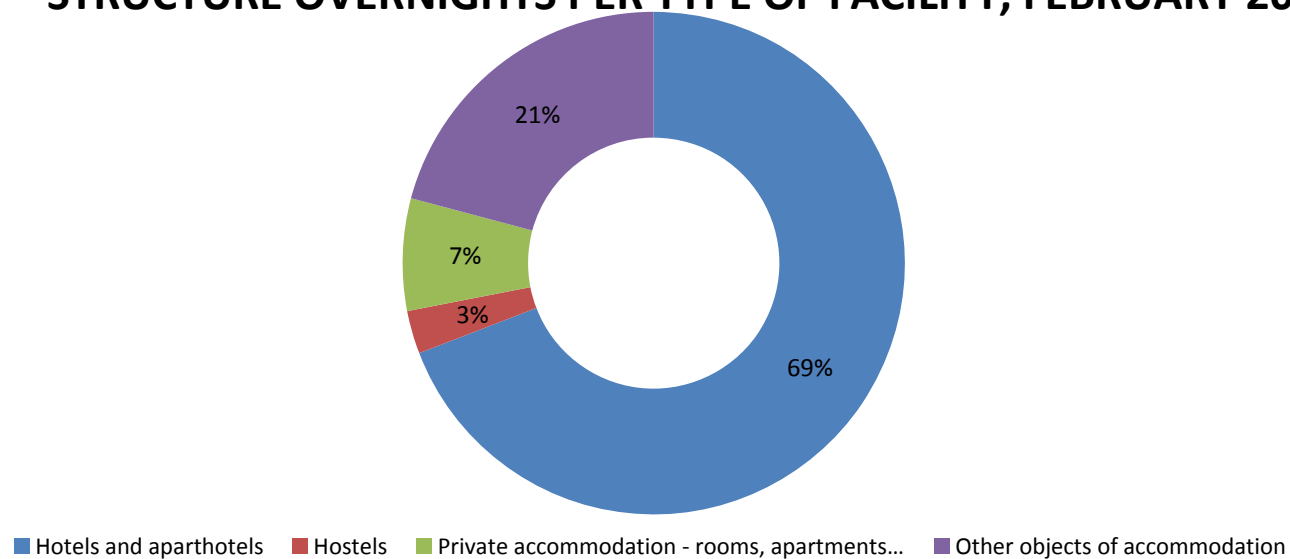


TOURIST ARRIVALS AND OVERNIGHTS ACCORDING TO ACCOMMODATION FACILITY

	TOURIST ARRIVALS		INDEX 2012/2011	STRUCTURE IN % 2012	OVERNIGHTS		INDEX 2012/2011	STRUCTURE IN % 2012
	2011	2012			2011	2012		
Hotels and apart-hotels	103.306	92.103	89,16	78,50	215.856	196.798	91,17	69,16
Tourist resorts	111	105	94,59	0,09	230	135	58,70	0,05
Apartments	882	1.057	119,84	0,90	1.445	10.777	745,81	3,79
Camping sites and small camps	293	212	72,35	0,18	1.151	855	74,28	0,30
Hostels	3.356	3.354	99,94	2,86	7.841	7.665	97,76	2,69
Spas	1.715	1.387	80,87	1,18	10.992	12.358	112,43	4,34
Private accommodation - rooms, apartments...	3.854	3.563	92,45	3,04	20.744	20.803	100,28	7,31
Non-categorised facilities	735	680	92,52	0,58	3.697	3.206	86,72	1,13
Other objects of accommodation	17.468	14.864	85,09	12,67	32.803	31.946	97,39	11,23
TOTAL	131.720	117.325	89,07	100,00	294.759	284.543	96,53	100,00

SOURCE: Central Bureau of Statistics

STRUCTURE OVERNIGHTS PER TYPE OF FACILITY, FEBRUARY 2012



TOURIST TRAFFIC BY COUNTIES, FEBRUARY 2012

	TOURIST ARRIVALS		INDEX	OVERNIGHTS		INDEX
	2011	2012	2012/2011	2011	2012	2012/2011
COUNTY OF ZAGREB	2.393	1.999	83,54	4.740	4.031	85,04
KRAPINA - ZAGORJE	3.814	3.153	82,67	10.265	8.646	84,23
SISAK - MOSLAVINA	1.685	1.457	86,47	7.335	5.769	78,65
COUNTY OF KARLOVAC	1.242	1.525	122,79	2.891	3.467	119,92
COUNTY OF VARAZDIN	2.047	1.956	95,55	7.624	6.745	88,47
KOPRIVNICA - KRIZEVCI	700	894	127,71	973	1.702	174,92
BJELOVAR - BILOGORA	773	832	107,63	1.504	1.658	110,24
PRIMORJE - GORSKI KOTAR	25.787	19.238	74,60	57.058	46.320	81,18
LIKA - SENJ	2.298	1.755	76,37	3.298	2.330	70,65
VIROVITICA - PODRAVINA	1.289	455	35,30	1.646	780	47,39
POZEGA - SLAVONIJA	597	458	76,72	1.299	1.148	88,38
SLAVONSKI BROD - POSAVINA	1.213	761	62,74	2.349	1.323	56,32
COUNTY OF ZADAR	5.326	4.282	80,40	12.561	10.848	86,36
OSIJEK - BARANJA	4.460	3.936	88,25	11.023	8.569	77,74
SIBENIK - KNIN	2.103	2.009	95,53	5.081	6.564	129,19
VUKOVAR - SRIJEM	1.802	1.102	61,15	3.362	1.709	50,83
SPLIT - DALMATIA	11.754	10.248	87,19	28.817	26.050	90,40
COUNTY OF ISTRIA	18.211	17.146	94,15	52.539	60.784	115,69
DUBROVNIK - NERETVA	8.543	7.384	86,43	19.288	19.093	98,99
COUNTY OF MEĐIMURJE	2.476	2.119	85,58	5.086	4.427	87,04
CITY OF ZAGREB	33.207	34.616	104,24	56.020	62.580	111,71
TOTAL	131.720	117.325	89,07	294.759	284.543	96,53

SOURCE: Central Bureau of Statistics

TOURIST OVERNIGHTS - COASTAL COUNTYS, FEBRUARY 2012

