

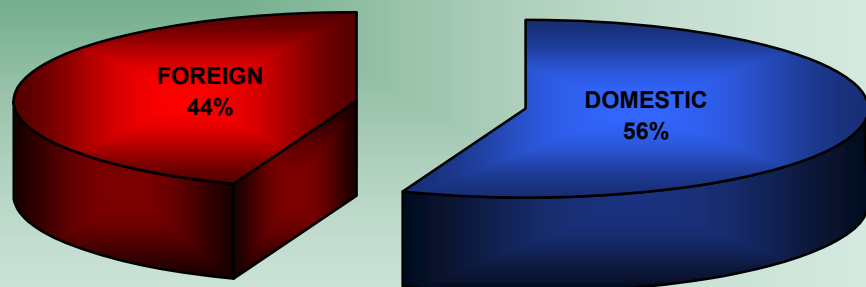
## TOURIST TRAFFIC IN CROATIA FOR JANUARY&FEBRUARY 2009

	TOURIST ARRIVALS			INDEX		OVERNIGHTS			INDEX	
	2007	2008	2009	2009/08	2009/07	2007	2008	2009	2009/08	2009/07
TOTAL	262.279	292.242	277.558	94,98	105,83	642.596	728.233	704.715	96,77	109,67
DOMESTIC	157.811	166.084	154.587	93,08	97,96	381.786	415.233	381.784	91,94	100,00
FOREIGN	104.468	126.158	122.971	97,47	117,71	260.810	313.000	322.931	103,17	123,82


	TOURIST ARRIVAL		INDEX	IN %		OVERNIGHTS		INDEX	IN %		
	2008	2009	2009/08	2008	2009	2008	2009	2009/08	2008	2009	
INDIVIDUAL	206.342	193.547	93,80	70,61	69,73	475.926	454.243	95,44	65,35	64,46	
DOMESTIC	120.269	112.442	93,49	41,15	40,51	280.939	263.820	93,91	38,58	37,44	
FOREIGN	86.073	81.105	94,23	29,45	29,22	194.987	190.423	97,66	26,78	27,02	
ORGANIZED	85.900	84.011	97,80	29,39	30,27	252.307	250.472	99,27	34,65	35,54	
DOMESTIC	45.815	42.145	91,99	15,68	15,18	134.294	117.964	87,84	18,44	16,74	
FOREIGN	40.085	41.866	104,44	13,72	15,08	118.013	132.508	112,28	16,21	18,80	
<b>TOTAL</b>		292.242	277.558	94,98	100,00	100,00	728.233	704.715	96,77	100,00	100,00

Source: Central Bureau of Statistics (Državni zavod za statistiku - DZS)

### STRUCTURE ACCORDING TO ARRIVALS



### STRUCTURE ACCORDING TO OVERNIGHTS

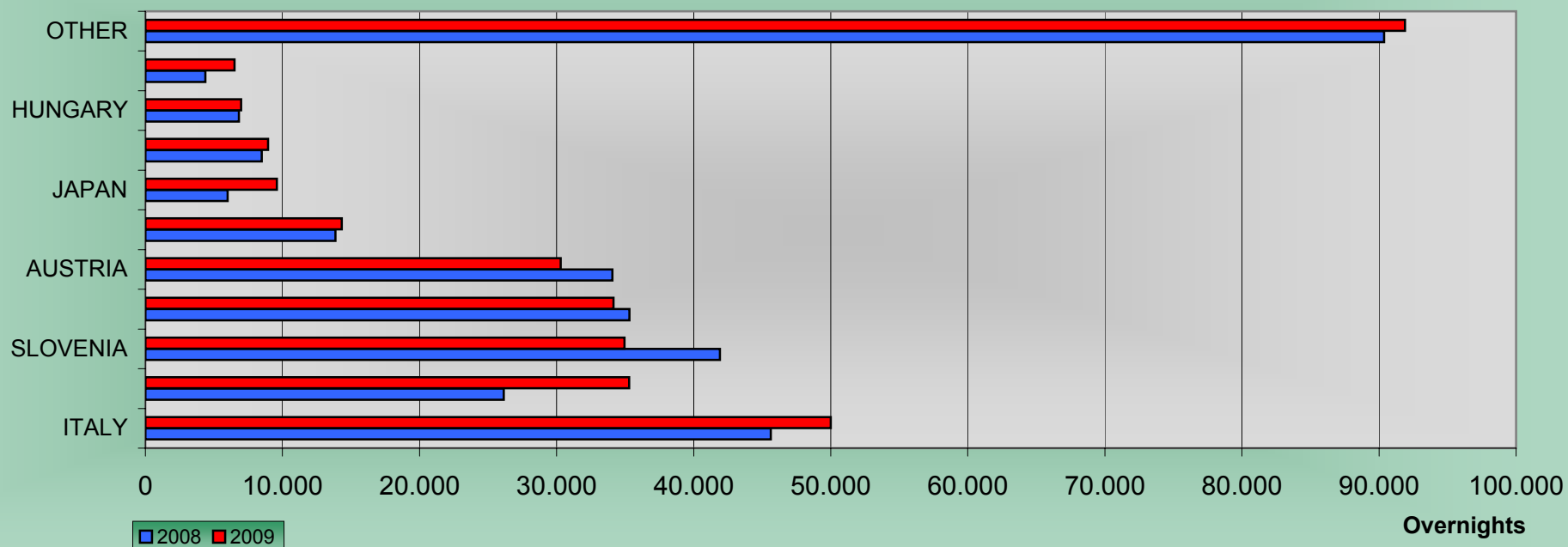


## FOREIGN TOURIST TRAFFIC IN JAN./FEB. 2009

COUNTRIES	TOURIST ARRIVALS			INDEX		IN %	NOĆENJA			INDEX		IN %
	2007	2008	2009	2009/08	2009/07	2008	2007	2008	2009	2009/08	2009/07	2008
ITALY	18.136	22.061	20.604	93,40	113,61	16,8	40.723	45.626	49.999	109,58	122,78	15,5
GERMANY	8.410	9.679	10.588	109,39	125,90	8,6	21.447	26.152	35.288	134,93	164,54	10,9
SLOVENIA	12.561	17.515	13.740	78,45	109,39	11,2	32.653	41.912	34.960	83,41	107,07	10,8
BOSNIA AND HERZEGOVINA	9.777	10.626	10.402	97,89	106,39	8,5	32.425	35.304	34.154	96,74	105,33	10,6
AUSTRIA	10.184	12.686	10.811	85,22	106,16	8,8	27.682	34.078	30.292	88,89	109,43	9,4
SERBIA	5.857	5.791	5.685	98,17	97,06	4,6	12.037	13.865	14.329	103,35	119,04	4,4
JAPAN	1.623	4.724	8.163	172,80	502,96	6,6	2.421	5.998	9.584	159,79	395,87	3,0
FRANCE	3.745	3.701	3.791	102,43	101,23	3,1	7.859	8.492	8.940	105,28	113,75	2,8
HUNGARY	2.510	2.808	2.877	102,46	114,62	2,3	6.141	6.813	6.992	102,63	113,86	2,2
MACEDONIA	1.390	1.678	3.130	186,53	225,18	2,5	2.856	4.383	6.496	148,21	227,45	2,0
OTHER	30.275	34.889	33.180	95,10	109,60	27,0	74.566	90.377	91.897	101,68	123,24	28,5
<b>TOTAL</b>	<b>104.468</b>	<b>126.158</b>	<b>122.971</b>	<b>97,47</b>	<b>117,71</b>	<b>100,0</b>	<b>260.810</b>	<b>313.000</b>	<b>322.931</b>	<b>103,17</b>	<b>123,82</b>	<b>100,0</b>

Source: DZS

### TOURIST OVERNIGHTS ACCORDING TO COUNTRY OF RESIDENCE

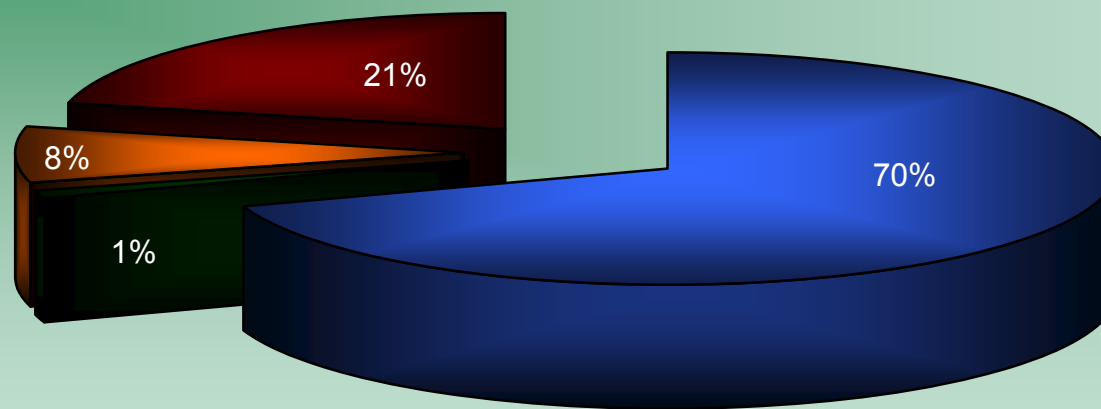


## TOURIST OVERNIGHTS ACCORD. TO TYPE OF ACCOMODATIONA FACILITY

	TOURIST ARRIVALS			INDEX	INDEX	IN %	OVERNIGHTS			INDEX	INDEX	IN %
	2007	2008	2009	2009/08	2009/07	2009	2007	2008	2009	2009/08	2009/07	2009
hotels & aparthotels	196.319	219.564	205.260	93,49	104,55	73,95	447.291	502.551	490.829	97,67	109,73	69,65
tourist villages	2.961	1.321	3.046	230,58	102,87	1,10	12.670	4.434	8.662	195,35	68,37	1,23
apartments	574	2.343	260	11,10	45,30	0,09	1.165	9.511	889	9,35	76,31	0,13
camping sites & small camps	228	117	155	132,48		0,06	1.511	384	906	235,94	59,96	0,13
hostels	4.094	6.210	7.222	116,30	176,40	2,60	8.261	15.990	18.190	113,76	220,19	2,58
spas	4.575	4.597	3.608	78,49	78,86	1,30	30.331	32.858	24.492	74,54	80,75	3,48
private accomodation - rooms, apartments...	8.746	8.684	9.276	106,82	106,06	3,34	39.370	54.448	55.179	101,34	140,15	7,83
nautical ports	1.126	1.504	1.404	93,35	124,69	0,51	4.113	4.554	4.708	103,38	114,47	0,67
non-categorised facilities	4.494	6.284	6.354	101,11	141,39	2,29	17.224	20.988	19.250	91,72	111,76	2,73
other objects of accomodation	39.162	41.618	40.973	98,45	104,62	14,76	80.660	82.515	81.610	98,90	101,18	11,58
<b>TOTAL</b>	<b>262.279</b>	<b>292.242</b>	<b>277.558</b>	<b>94,98</b>	<b>105,83</b>	<b>100,00</b>	<b>642.596</b>	<b>728.233</b>	<b>704.715</b>	<b>96,77</b>	<b>109,67</b>	<b>100,00</b>

Source: DZS

## TOURIST OVERNIGHTS ACCORD. TO ACCOMODATION FACILITY



■ hotel and aparthotel 
 ■ tourist village 
 ■ private accomodation 
 ■ other

## TOURIST ARRIVALS AND OVERNIGHTS BY COUNTIES

COUNTIES	TOURIST ARRIVALS			INDEX		OVERNIGHTS			INDEX	
	2007	2008	2009	2009/08	2009/07	2007	2008	2009	2009/08	2009/07
ZAGREB COUNTY	3.908	4.928	5.369	108,95	137,38	8.395	9.448	10.018	106,03	119,33

KRAPINA - ZAGORJE	9.178	9.467	8.538	90,19	93,03	26.060	30.342	24.697	81,40	94,77
SISAK - MOSLAVINA	3.670	4.250	4.266	100,38	116,24	14.810	17.577	17.433	99,18	117,71
COUNTY OF KARLOVAC	4.801	5.193	6.367	122,61	132,62	14.432	14.225	15.121	106,30	104,77
COUNTY OF VARAZDIN	5.436	6.005	5.586	93,02	102,76	20.704	23.430	21.499	91,76	103,84
KOPRIVNICA - KRIZEVCI	2.220	2.757	2.263	82,08	101,94	4.460	5.317	3.926	73,84	88,03
BJELOVAR - BILOGORA	1.858	2.218	2.142	96,57	115,29	4.253	5.266	5.546	105,32	130,40
PRIMORJE GORSKI KOTAR	52.773	57.739	53.663	92,94	101,69	123.687	141.549	132.389	93,53	107,04
LIKA - SENJ	3.290	4.094	5.391	131,68	163,86	8.630	7.684	9.470	123,24	109,73
VIROVITICA - PODRAVINA	2.665	2.489	2.564	103,01	96,21	4.227	4.480	5.546	123,79	131,20
POZEGA - SLAVONIJA	986	1.025	1.397	136,29	141,68	1.817	2.333	2.888	123,79	158,94
SLAVONSKI BROD - POSAVINA	2.326	2.816	2.909	103,30	125,06	4.385	5.388	4.331	80,38	98,77
COUNTY OF ZADAR	10.785	11.390	10.930	95,96	101,34	29.843	33.081	34.750	105,05	116,44
OSIJEK - BARANJA	11.410	10.904	9.958	91,32	87,27	27.403	23.708	24.028	101,35	87,68
ŠIBENIKA - KNIN	3.677	5.199	5.080	97,71	138,16	11.028	16.122	14.021	86,97	127,14
VUKOVAR - SRIJEM	3.523	3.926	3.364	85,69	95,49	8.473	9.073	8.327	91,78	98,28
SPLIT - DALMATIA	22.050	24.617	24.605	99,95	111,59	47.732	59.228	53.092	89,64	111,23
COUNTY OF ISTRIA	32.107	38.311	33.437	87,28	104,14	105.420	125.887	124.752	99,10	118,34
DUBROVNIK - NERETVA	16.222	16.037	15.967	99,56	98,43	48.826	43.822	49.194	112,26	100,75
MEĐIMURJE	3.362	4.213	4.035	95,77	120,02	8.813	10.720	10.415	97,15	118,18
CITY OF ZAGREB	66.032	74.664	69.727	93,39	105,60	119.198	139.553	133.272	95,50	111,81
<b>TOTAL</b>	<b>262.279</b>	<b>292.242</b>	<b>277.558</b>	<b>94,98</b>	<b>105,83</b>	<b>642.596</b>	<b>728.233</b>	<b>704.715</b>	<b>96,77</b>	<b>109,67</b>

Source: DZS

Statistical data processing: Ministry of Tourism, Biserka Avdić





